

	GI-40-S 			HD-4 CLASS A 			GI-29-S 			GI-29/ 73-S CLASS A 			GI-27/ 73-S CLASS A 		
CONSTRUCTION AND ELECTRICAL DATA	Dim.		Cod.1090	Dim.		Cod.1699	Dim.		Cod.1091	Dim.		Cod.1562	Dim.		Cod.1720
Inner conductor	0,41 mm	Ccs		0,40 mm	Cu		0,65 mm	Cu		0,65 mm	Cu		0,70 mm	Cu	
Dielectric	1,9 mm	Pee		1,9 mm	Pee		2,9 mm	Pee		2,9 mm	Pee		2,9 mm	Pee	
Screen	Tape	Al/Pet		Al/Pet		Al/Pet/Al		Al/Pet/Al		Al/Pet/Al		Al/Pet/Al		Al/Pet/Al	
	Braid	58 % CuSn		80 % Al		43 % CuSn		73 % CuSn		73 % CuSn		73 % CuSn		73 % CuSn	
	Tape	Pet				Pet		Pet		Pet		Pet		Pet	
Outer sheath	3,6 mm	PVC		3,3 mm	LSZH		4,1 mm	PVC		4,1 mm	PVC		4,3 mm	PVC	
Copper content	kg/km	3,4		kg/km	1,2		kg/km	6,3		kg/km	9,9		kg/km	10,4	
Cable weight	kg/km	15,6		kg/km	11,5		kg/km	18,4		kg/km	22,4		kg/km	22,8	
Min. bending radius (single / multiple)	mm	15/30		mm	15/30		mm	20/40		mm	20/40		mm	20/40	
Max. tensile strength	N	120		N	45		N	75		N	75		N	80	
Other available sheaths	Black PE / LSZH			Black PE / PVC			Black PE / LSZH			Black PE / LSZH			Black PE / LSZH		
Impedance [Ω]	75 ± 3			75 ± 3			75 ± 3			75 ± 3			75 ± 3		
Capacitance [pF/m]	55 ± 2			55 ± 2			53 ± 2			53 ± 2			53 ± 2		
Velocity ratio [%]	83			83			84			84			84		
DC resistance (inner / outer) [Ω/km]	320/41			140/38			53/33			53/20			46/20		

**ATTENUATION (20°C)**

Frequency [MHz]	dB/100m			dB/100m			dB/100m			dB/100m					
5	3,9			3,8			2,7			2,7			2,5		
50	10,9			10,8			7,2			7,2			7,0		
200	21,2			21,0			13,5			13,5			13,0		
470	33,2			32,5			20,8			20,8			20,3		
862	45,1			45,0			28,7			28,7			27,8		
1000	48,7			47,7			31,0			31,0			30,0		
1750	65,4			65,3			41,6			41,6			40,5		
2150	73,0			72,3			46,4			46,4			45,0		
3000	87,0			84,0			55,0			55,0			53,7		

**STRUCTURAL RETURN LOSS**

Frequency [MHz]	dB			dB			dB			dB					
5 - 470	> 26			> 26			> 28			> 28			> 28		
470 - 1000	> 23			> 23			> 26			> 26			> 26		
1000 - 2000	> 18			> 18			> 20			> 20			> 20		
2000 - 3000	> 16			> 16			> 16			> 16			> 16		

**SCREENING EFFICIENCY**

Frequency [MHz]	Transfer Imp. [Ti]	mΩ/m			mΩ/m			mΩ/m			mΩ/m		
5 - 30		< 15			< 5			< 5			< 5		
Frequency [MHz]	Screening Att. [As]	dB			dB			dB			dB		
30 - 1000		> 75			> 85			> 75			> 85		
1000 - 2000		> 80			> 90			> 80			> 90		
2000 - 3000		> 65			> 75			> 65			> 75		

Cu=Copper; Pee=Gas Injected Physical Foam PE; AlI=Aluminium; AlI/Pet/Al=Aluminium Polyester Aluminum tape; AlI/Pet=Aluminium Polyester tape; Pet=Polyester tape; CuSn=Tinned copper; Ccs=Copper Clad Steel; PVC=Poly-vinyl-Chloride; LSZH=Low Smoke Zero alogen; PE=Polyethylene  
 Compliant with CPR Regulation (EU 305/2011)

	GI-23/80-S CLASS A 			HD-5 CLASS A 			HD-5 TRS CLASS A+ 			DG SKY5 			GI-23-A TRS 		
CONSTRUCTION AND ELECTRICAL DATA	Dim.		Cod.1050	Dim.		Cod.1449	Dim.		Cod.1692	Dim.		Cod.1552	Dim.		Cod.1378
Inner conductor	0,8 mm	Cu		0,8 mm	Cu		0,8 mm	Cu		0,8 mm	Cu		0,8 mm	Cu	
Dielectric	3,5 mm	Pee		3,5 mm	Pee		3,5 mm	Pee		3,5 mm	Pee		3,5 mm	Pee	
Screen	Tape	Al/Pet/Al		Al/Pet bonded			Al/Pet bonded			Al/Pet/Al			Al/Pet		
	Braid	80 % CuSn		75% CuSn		58% CuSn		42% CuSn		34% All					
	Tape	Pet				Al/Pet		Pet		Al/Pet					
Outer sheath	5,0 mm	PVC		5,0 mm	LSZH		5,0 mm	PVC		5,0 mm	PVC		5,0 mm	PVC	
Copper content	kg/km	13,7		kg/km	12,8		kg/km	10,3		kg/km	8,5		kg/km	4,5	
Cable weight	kg/km	30,0		kg/km	30,5		kg/km	27,2		kg/km	24,5		kg/km	22,7	
Min. bending radius (single / multiple)	mm	25/50		mm	25/50		mm	25/50		mm	25/50		mm	25/50	
Max. tensile strength	N	90		N	90		N	90		N	90		N	90	
Other available sheaths	Black PE / LSZH			Black PE / PVC			Black PE / LSZH			Black PE / LSZH			Black PE / LSZH		
Impedance [Ω]	75 ± 3			75 ± 3			75 ± 3			75 ± 3			75 ± 3		
Capacitance [pF/m]	52 ± 2			52 ± 2			52 ± 2			52 ± 2			52 ± 2		
Velocity ratio [%]	85			85			85			85			85		
DC resistance (inner / outer) [Ω/km]	35/15			35/16			35/16			35/35			35/45		

**ATTENUATION (20°C)**

Frequency [MHz]	dB/100m	dB/100m	dB/100m	dB/100m	dB/100m
5	2,1	2,1	2,1	2,1	2,1
50	5,6	5,6	5,6	5,6	5,6
200	11,1	11,1	11,1	11,1	11,1
470	17,0	17,0	17,0	17,0	17,0
862	23,0	23,0	23,0	23,0	23,0
1000	24,9	24,9	24,9	24,9	24,9
1750	33,5	33,5	33,5	33,5	33,5
2150	37,4	37,4	37,4	37,4	37,4
3000	45,0	45,0	45,0	45,0	45,0

**STRUCTURAL RETURN LOSS**

Frequency [MHz]	dB	dB	dB	dB	dB
5 - 470	> 28	> 28	> 28	> 28	> 28
470 - 1000	> 26	> 26	> 26	> 26	> 26
1000 - 2000	> 20	> 20	> 20	> 20	> 20
2000 - 3000	> 18	> 18	> 18	> 18	> 18

**SCREENING EFFICIENCY**

Frequency [MHz]	Transfer Imp. [Ti]	mΩ/m	mΩ/m	mΩ/m	mΩ/m
5 - 30		< 5	< 5	< 2,0	
Frequency [MHz]	Screening Att. [As]	dB	dB	dB	dB
30 - 1000		> 85	> 90	> 115	> 75
1000 - 2000		> 80	> 85	> 120	> 90
2000 - 3000		> 75	> 80	> 110	> 75

Cu=Copper; Pee=Gas Injected Physical Foam PE; Pee/sbk=Pee / black outer skin; Al/Pet/Al=Aluminum Polyester Aluminum tape; Al/Pet=Aluminum Polyester tape; Pet=Polyester tape; CuSn=Tinned copper; Al/pet Bonded=Aluminum Polyester glued tape; PVC=Poly-vinyl-Chloride; LSZH=Low Smoke Zero Halogen; PE=Polyethylene  
Compliant with CPR Regulation (EU 305/2011)

	GI-19-S 			EC-17 			GI-18/80-S CLASS A 			HD-6 TRS CLASS A 			HD-7 TRS CLASS A+ 		
CONSTRUCTION AND ELECTRICAL DATA	Dim.		Cod.1052	Dim.		Cod.1057	Dim.		Cod.1006	Dim.		Cod.1437	Dim.		Cod.1666
Inner conductor	1,0 mm	Cu		1,0 mm	Cu		1,0 mm	Cu		1,02 mm	Cu		1,02 mm	Cu	
Dielectric	4,3 mm	Pee		4,8 mm	Pee/Skb		4,8 mm	Pee		4,7 mm	Pee		4,6 mm	Pee	
Screen	Tape	Al/Pet/Al		Al/Pet		Al/Pet/Al		Al/Pet bonded		Al/Pet bonded		Al/Pet bonded		Al/Pet bonded	
	Braid	41 %	CuSn	30 %	Cu	80 %	CuSn	63 %	CuSn	82 %	CuSn	82 %	CuSn		
	Tape		Pet						Al/Pet		Al/Pet		Al/Pet		
Outer sheath	6,0 mm	PVC		6,6 mm	PVC		6,6 mm	PVC		6,5 mm	PVC		6,7 mm	PVC	
Copper content	kg/km	11,6		kg/km	10,5		kg/km	19,0		kg/km	16,2		kg/km	19,8	
Cable weight	kg/km	39,2		kg/km	38		kg/km	48,8		kg/km	43,2		kg/km	53,6	
Min. bending radius (single / multiple)	mm	30/60		mm	30/60		mm	30/60		mm	35/70		mm	35/70	
Max. tensile strength	N	140		N	140		N	140		N	140		N	140	
Other available sheaths	Black PE / LSZH			Black PE / LSZH			Black PE / LSZH			Black PE / LSZH			Black PE / LSZH		
Impedance [Ω]	75 ± 3			75 ± 3			75 ± 3			75 ± 3			75 ± 3		
Capacitance [pF/m]	54 ± 2			53 ± 2			53 ± 2			53 ± 2			53 ± 2		
Velocity ratio [%]	83			84			84			84			84		
DC resistance (inner / outer) [Ω/km]	22,5/26			22,5/41			22,5/14			22/13			22/10		

**ATTENUATION (20°C)**

Frequency [MHz]	dB/100m		dB/100m		dB/100m		dB/100m		dB/100m	
5	1,8		2,0		1,7		1,6		1,5	
50	4,8		4,8		4,6		4,6		4,4	
200	9,0		8,7		8,6		8,6		8,8	
470	13,9		13,6		13,6		13,6		13,8	
862	19,5		18,8		18,8		18,8		18,8	
1000	21,0		20,3		20,3		20,3		20,4	
1750	28,5		27,2		27,2		27,2		27,6	
2150	31,9		30,6		30,6		30,6		30,9	
3000	38,0		37,0		37,0		37,0		37,3	






**STRUCTURAL RETURN LOSS**

Frequency [MHz]	dB		dB		dB		dB		dB	
5 - 470	> 30		> 30		> 30		> 30		> 30	
470 - 1000	> 26		> 26		> 28		> 28		> 28	
1000 - 2000	> 20		> 20		> 23		> 23		> 23	
2000 - 3000	> 18		> 18		> 20		> 20		> 20	











**SCREENING EFFICIENCY**

Frequency [MHz]	Transfer Imp. [Ti]	mΩ/m		mΩ/m		mΩ/m		mΩ/m	
5 - 30		< 15		< 5		< 5		< 2,5	
Frequency [MHz]	Screening Att. [As]	dB		dB		dB		dB	
30 - 1000		> 75		> 85		> 115		> 120	
1000 - 2000		> 80		> 95		> 110		> 110	
2000 - 3000		> 70		> 75		> 100		> 110	

Cu=Copper; Pee=Gas Injected Physical Foam PE; Pee/sbk=Pee / black outer skin; Al/Pet/Al=Aluminum Polyester Aluminum tape; Al/Pet=Aluminum Polyester tape; Pet=Polyester tape; CuSn=Tinned copper; Al/pet Bonded=Aluminum Polyester glued tape; PVC=Poly-vinyl-Chloride; LSZH=Low Smoke Zero Halogen; PE=Polyethylene  
Compliant with CPR Regulation (EU 305/2011)

		GI-16-S 		GI-16/80-S CLASS A 		DG EXTREME 7 HD CLASS A 		GI-16-R 		HD-8 CLASS A 	
CONSTRUCTION AND ELECTRICAL DATA		Dim.	Cod.1021	Dim.	Cod.1022	Dim.	Cod.1464	Dim.	Cod.1214	Dim.	Cod.1630
Inner conductor		1,13 mm	Cu	1,13 mm	Cu	1,13 mm	Cu	1,13 mm	Cu	1,13 mm	Cu
Dielectric		4,8 mm	Pee	4,8 mm	Pee	4,8 mm	Pee	4,8 mm	Pee	4,8 mm	Pee
Screen	Tape		Al/Pet/Al		Al/Pet/Al		Al/Pet/Al		Cu/Pet		Al/Pet/Al
	Braid	40 %	CuSn	80 %	CuSn	72 %	CuSn	40 %	Cu	77 %	CuSn
	Tape		Pet		Pet		Al/Pet		Pet		
Outer sheath		6,7 mm	PVC	6,8 mm	PVC	6,6 mm	PVC	6,6 mm	PVC	6,8 mm	LSZH
Copper content	kg/km	13,6		kg/km	21	kg/km	19,5	kg/km	13,7	kg/km	21,9
Cable weight	kg/km	44,8		kg/km	50,8	kg/km	44,5	kg/km	44,5	kg/km	51,3
Min. bending radius (single / multiple)	mm	35/70		mm	35/70	mm	35/70	mm	35/70	mm	35/70
Max. tensile strength	N	150		N	150	N	150	N	150	N	150
Other available sheaths		Black PE / LSZH		Black PE / LSZH		Black PE / LSZH		Black PE / LSZH		Black PE / PVC	
Impedance [Ω]		75 ± 3		75 ± 3		75 ± 3		75 ± 3		75 ± 3	
Capacitance [pF/m]		52 ± 2		52 ± 2		52 ± 2		52 ± 2		52 ± 2	
Velocity ratio [%]		85		85		85		85		85	
DC resistance (inner / outer) [Ω/km]		18/26		18/13		18/13		18/23		18/10	
<b>ATTENUATION (20°C)</b>											
Frequency [MHz]		dB/100m		dB/100m		dB/100m		dB/100m		dB/100m	
5		1,5		1,4		1,4		1,3		1,4	
50		4,3		4,1		4,1		3,7		4,1	
200		8,1		8,1		8,1		7,7		8,1	
470		12,6		12,6		12,6		12,0		12,6	
862		17,1		17,1		17,1		16,6		17,1	
1000		18,5		18,5		18,5		17,9		18,5	
1750		25,1		25,1		25,1		24,2		25,1	
2150		27,9		27,9		27,9		27,1		27,9	
3000		33,5		33,5		33,5		32,6		33,5	
<b>STRUCTURAL RETURN LOSS</b>											
Frequency [MHz]		dB		dB		dB		dB		dB	
5 - 470		> 30		> 30		> 30		> 30		> 30	
470 - 1000		> 26		> 28		> 28		> 26		> 28	
1000 - 2000		> 20		> 23		> 23		> 23		> 23	
2000 - 3000		> 18		> 20		> 20		> 18		> 20	
<b>SCREENING EFFICIENCY</b>											
Frequency [MHz]	Transfer Imp. [Ti]	mΩ/m		mΩ/m		mΩ/m		mΩ/m		mΩ/m	
5 - 30		< 15		< 5		< 5		< 15		< 5	
Frequency [MHz]	Screening Att. [As]	dB		dB		dB		dB		dB	
30 - 1000		> 75		> 85		> 100		> 75		> 85	
1000 - 2000		> 85		> 95		> 110		> 85		> 100	
2000 - 3000		> 75		> 75		> 90		> 75		> 80	

Cu=Copper; Pee=Gas Injected Physical Foam PE; Al/Pet/Al=Alluminum Polyester Alluminum tape; Pet=Polyester tape; CuSn=Tinned copper; Cu/Pet=Copper Polyester tape; PVC=Poly-vinyl-Chloride; LSZH=Low Smoke Zero Halogen; PE=Polyethylene  
Compliant with CPR Regulation (EU 305/2011)

	BASIC 7R 			BASIC 7R TRS CLASS A 			17 ALL TRS 			17 ALL PLUS CLASS A 			BASIC 7 		
CONSTRUCTION AND ELECTRICAL DATA	Dim.		Cod.1459	Dim.		Cod.1710	Dim.		Cod.1724	Dim.		Cod.1733	Dim.		Cod.1428
Inner conductor	1,0 mm	Cu		1,0 mm	Cu		1,13 mm	Cu		1,13 mm	Cu		1,02 mm	Ccs	
Dielectric	4,8 mm	Pee		4,8 mm	Pee		4,8 mm	Pee		4,8 mm	Pee		4,8 mm	Pee	
Screen	Tape	Al/Pet/Al		Al/Pet/Al		Al/Pet/Al		Al/Pet/Al		Al/Pet/Al		Al/Pet/Al		Al/Pet	
	Braid	43 %	All	63 %	All	43 %	All	63%	All	43 %	All				
	Tape		Pet		Al/Pet		Al/Pet		Al/Pet		Al/Pet				
Outer sheath	6,8 mm	PVC		6,6 mm	PVC		6,7 mm	PVC		6,7 mm	PVC		6,6 mm	PVC	
Copper content	kg/km	7		kg/km	7		kg/km	9		kg/km	9		kg/km	-	
Cable weight	kg/km	40,5		kg/km	39,3		kg/km	41		kg/km	42,6		kg/km	35,3	
Min. bending radius (single / multiple)	mm	35/70		mm	35/70		mm	35/70		mm	35/70		mm	35/70	
Max. tensile strength	N	140		N	140		N	150		N	150		N	300	
Other available sheaths	Black PE / LSZH			Black PE / LSZH			Black PE / LSZH			Black PE / LSZH			Black PE / LSZH		
Impedance [Ω]	75 ± 3			75 ± 3			75 ± 3			75 ± 3			75 ± 3		
Capacitance [pF/m]	53 ± 2			53 ± 2			52 ± 2			52 ± 2			53 ± 2		
Velocity ratio [%]	84			84			85			85			84		
DC resistance (inner / outer) [Ω/km]	22,5/38			22,5/20			18/32			18/20			100/52		
<b>ATTENUATION (20°C)</b>															
Frequency [MHz]	dB/100m			dB/100m			dB/100m			dB/100m			dB/100m		
5	1,7			1,7			1,5			1,5			1,8		
50	4,6			4,6			4,3			4,3			4,8		
200	8,6			8,6			8,1			8,1			9,0		
470	13,6			13,6			12,6			12,6			13,9		
862	18,8			18,8			17,4			17,4			18,8		
1000	20,3			20,3			18,9			18,9			20,3		
1750	27,2			27,2			25,4			25,4			27,2		
2150	30,6			30,6			28,5			28,5			30,6		
3000	37,5			37,5			34,0			34,0			37,5		
<b>STRUCTURAL RETURN LOSS</b>															
Frequency [MHz]	dB			dB			dB			dB			dB		
5 - 470	> 30			> 30			> 30			> 30			> 30		
470 - 1000	> 26			> 26			> 26			> 26			> 26		
1000 - 2000	> 20			> 20			> 20			> 20			> 20		
2000 - 3000	> 18			> 18			> 18			> 18			> 18		
<b>SCREENING EFFICIENCY</b>															
Frequency [MHz]	Transfer Imp. [Ti]	mΩ/m		mΩ/m		mΩ/m		mΩ/m		mΩ/m		mΩ/m		mΩ/m	
5 - 30		< 5		< 5		< 15		< 15		< 5		< 5		< 5	
Frequency [MHz]	Screening Att. [As]	dB		dB		dB		dB		dB		dB		dB	
30 - 1000		> 75		> 85		> 75		> 75		> 85		> 75		> 75	
1000 - 2000		> 80		> 80		> 80		> 80		> 80		> 80		> 80	
2000 - 3000		> 70		> 75		> 75		> 75		> 75		> 75		> 70	

Cu=Copper; Pee=Gas Injected Physical Foam PE; All=Aluminium; Al/Pet/Al=Aluminum Polyester Alluminium tape; Al/Pet=Aluminum Polyester tape; Pet=Polyester tape; PVC=Poly-vinyl-Chloride; LSZH=Low Smoke Zero Halogen; PE=Polyethylene  
Compliant with CPR Regulation (EU 305/2011)

	GI-11-R 			11 ALL PE 			GI-11-S TRS CLASS A 			RG-11-S J-TAPE CLASS A++ 			RG-11-S PJ CLASS A 		
CONSTRUCTION AND ELECTRICAL DATA	Dim.		Cod.1551	Dim.		Cod.1383	Dim.		Cod.1711	Dim.		Cod.1302	Dim.		Cod.1645
Inner conductor	1,70 mm	Cu		1,70 mm	Cu		1,70 mm	Cu		1,63 mm	Cu		1,63 mm	Cu	
Dielectric	7,2 mm	Pee		7,2 mm	Pee		7,2 mm	Pee		7,2 mm	Pee		7,2 mm	Pee	
Screen	Tape	Cu/Pet			Al/Pet/Al			Al/Pet/Al			Al/Pet bonded			Al/Pet bonded	
	Braid	55 % Cu		57 %	All		55 %	CuSn		65 %	CuSn		65 %	CuSn	
	Tape	Pet			Pet			Al/Pet			J-tape			Flooding Compound (Pj)	
Outer sheath	10,2 mm	PE		10,2 mm	PE		10,2 mm	PE		10,2 mm	PE		10,2 mm	PE	
Copper content	kg/km	42,9		kg/km	20,4		kg/km	37		kg/km	35,4		kg/km	35,4	
Cable weight	kg/km	90,5		kg/km	76		kg/km	88,5		kg/km	81		kg/km	85	
Min. bending radius (single / multiple)	mm	100		mm	100		mm	100		mm	100		mm	100	
Max. tensile strength	N	300		N	300		N	300		N	300		N	300	
Other available sheaths	LSZH / PVC			LSZH / PVC			LSZH / PVC			LSZH / PVC			LSZH / PVC		
Impedance [Ω]	75 ± 3			75 ± 3			75 ± 3			75 ± 3			75 ± 3		
Capacitance [pF/m]	52 ± 2			52 ± 2			52 ± 2			52 ± 2			52 ± 2		
Velocity ratio [%]	85			85			85			85			85		
DC resistance (inner / outer) [Ω/km]	8/10			8/15			8/8			8,5/7,5			8,5/11,5		

**ATTENUATION (20°C)**

Frequency [MHz]	dB/100m			dB/100m			dB/100m			dB/100m					
5	0,9			0,9			0,9			1,1			1,1		
50	2,5			2,7			2,7			2,8			2,8		
200	5,3			5,6			5,6			5,7			5,7		
470	8,2			8,8			8,8			9,1			9,1		
862	11,5			12,3			12,3			12,3			12,3		
1000	12,4			13,1			13,1			13,1			13,1		
1750	17,0			18,0			18,0			18,5			18,5		
2150	19,0			20,2			20,2			20,8			20,8		
3000	23,0			24,3			24,3			25,5			25,5		











**STRUCTURAL RETURN LOSS**

Frequency [MHz]	dB			dB			dB			dB					
5 - 470	> 28			> 28			> 28			> 28			> 28		
470 - 1000	> 26			> 26			> 26			> 26			> 26		
1000 - 2000	> 23			> 23			> 23			> 23			> 23		
2000 - 3000	> 18			> 18			> 18			> 18			> 18		

**SCREENING EFFICIENCY**

Frequency [MHz]	Transfer Imp. [Ti]	mΩ/m			mΩ/m			mΩ/m			mΩ/m				
5 - 30		< 15			< 15			< 5			< 0,8			< 5	
Frequency [MHz]	Screening Att. [As]	dB			dB			dB			dB				
30 - 1000		> 85			> 85			> 100			> 120			> 90	
1000 - 2000		> 90			> 90			> 120			> 110			> 85	
2000 - 3000		> 85			> 80			> 115			> 100			> 80	

Cu=Copper; Pee=Gas Injected Physical Foam PE; Al=Aluminium; Al/Pet/Al=Aluminum Polyester Aluminum tape; Al/Pet=Aluminum Polyester tape; Pet=Polyester tape; CuSn=Tinned copper; Cu/Pet=Copper Polyester tape; Al/pet Bonded=Aluminum Polyester glued tape; PVC=Poly-vinyl-Chloride; LSZH=Low Smoke Zero Halogen; PJ=Petrol jelly filling; PE=Polyethylene; J-Tape=Aluminum Polyester tape (J-folded)  
Compliant with CPR Regulation (EU 305/2011)

	9 X GI-16-S 			5 X GI-18-S 			4 X GI-18-S 			4 X GI-23-S 			2 X GI-23-S 		
CONSTRUCTION DATA	Dim.		Cod.1251	Dim.		Cod.1675	Dim.		Cod.1676	Dim.		Cod.1062	Dim.		Cod.1061
															
Single Cable	6,7 mm	Coloured PVC	GI-16S	6,7 mm	Coloured PVC	GI-18S	6,7 mm	Coloured PVC	GI-18S	5,0 mm	Coloured PVC	GI-23S	5,0 mm	White PVC	GI-23S
Impedance	75 ± 3 [Ω]			75 ± 3 [Ω]			75 ± 3 [Ω]			75 ± 3 [Ω]			75 ± 3 [Ω]		
Attenuation	dB/100m			dB/100m			dB/100m			dB/100m			dB/100m		
50 MHz	4,3			4,6			4,6			5,6			5,6		
470 MHz	12,6			13,6			13,6			17,0			17,0		
862 MHz	17,1			18,8			18,8			23,0			23,0		
2150 MHz	27,9			30,6			30,6			37,4			37,4		
3000 MHz	33,5			37,0			37,0			45,0			45,0		
Central Filler	10,0 mm	White PVC		4,6 mm	White PVC		2,6 mm	White PVC							
Spirally Wrapped Film		Pet			Pet			Pet			Pet				
Outer Sheath	26 mm	Black PVC		20,5 mm	White PVC		19,0 mm	White PVC		13 mm	White PVC		[5x11] mm	White PVC	
Cable Weight	665 kg/Km			395 kg/Km			287 kg/Km			180 Kg/Km			64 Kg/Km		
Copper Content	190 kg/Km			58 kg/Km			47 Kg/Km			31,2 Kg/Km			15,6 Kg/km		

Pet=Polyester tape; PVC=Poly-vinyl-Chloride  
Compliant with CPR Regulation (EU 305/2011)

		COAX + FIBER		COAX CLASS A + EL				COAX + LAN + DUT			
CONSTRUCTION AND ELECTRICAL DATA		Dim.	Cod.1697	Dim.	Cod.1732	Dim.	Cod.1555	LAN CABLE			
Inner conductor		1,13 mm	Cu	0,80 mm	Cu	1,13 mm	Cu				
Dielectric		4,80 mm	Pee	3,7 mm	Pee	4,80 mm	Pee				
Screen	Tape		Al/Pet/Al		Al/Pet		Al/Pet/Al				
	Braid	40 %	CuSn	88 %	CuSn	40 %	CuSn				
	Tape		Pet		Pet		Pet				
Inner sheath		6,7 mm	PVC	6,0 mm	LSZH	6,7 mm	PVC				
Outer sheath		10,8x8 mm	PVC	9,5x10,5mm	PVC	14x12 mm	PVC				
Copper content		kg/km	13,6	kg/km	18,5	kg/km	13,6				
Cable weight		kg/km	77,5	kg/km	125	kg/km	127				
Min. bending radius (single / multiple)		mm	50	mm	50/70	mm	70				
Max. tensile strength		N	150	N	140	N	150				
Other available sheaths		Black PE / LSZH		Black PE / LSZH		Black PE / LSZH					
Impedance [Ω]		75 ± 3		75 ± 3		75 ± 3		100 ± 15 [Ω] Imped. @ [1-200] MHz 49,0 [pF/m] Capacitance			
Capacitance [pF/m]		52 ± 2		54 ± 2		52 ± 2					
Velocity ratio [%]		85		82		85					
DC resistance (inner/outer) [Ω/km]		18/26		35/13,5		18/26					
ATTENUATION (20°C)							TRANSMISSION DATA				
Frequency [MHz]		dB/100m		dB/100m		dB/100m		Att [dB/100m]	Next [dB]	Freq [MHz]	
5		1,5		2,1		1,5		2,5	74	1	
50		4,3		5,6		4,3		5,6	64	4	
200		8,1		11,1		8,1		9,1	57	10	
470		12,6		17,0		12,6		11,7	54	16	
862		17,1		23,0		17,1		13	52	20	
1000		18,5		24,9		18,5		16,5	50	32,25	
1750		25,1		33,5		25,1		24	46	62,50	
2150		27,9		37,4		27,9		31	42	100	
3000		33,5		45,0		33,5		32	40	125	
								34	38	155	
								36	37	200	
STRUCTURAL RETURN LOSS											
Frequency [MHz]		dB		dB		dB					
5 - 470		> 30		> 30		> 30					
470 - 1000		> 26		> 26		> 26					
1000 - 2000		> 20		> 23		> 20					
2000 - 3000		> 18		> 20		> 18					
SCREENING EFFICIENCY											
Frequency [MHz]	Transfer Imp. [Ti]	mΩ/m		mΩ/m		mΩ/m					
5 - 30		< 15		< 5		< 15					
Frequency [MHz]	Screening Att. [As]	dB		dB		dB					
30 - 1000		> 75		> 85		> 75					
1000 - 2000		> 85		> 90		> 85					
2000 - 3000		> 75		> 80		> 75					
SINGLE MODE OPTICAL FIBER (1Tube x 4Fiber)			ELECTRICAL DATA				HD PE RIGID DUT FOR FIBER				
Outer sheath	φ=2,5 ± 0,2 mm							φ=5,9 ± 0,3 mm	Dut Ext Diameter		
Aramid fibres								1,4 mm	Thickness		
Duct	Loose tube, gel filled			Attenuation @ 1310 nm 0,36 dB/Km				φ=3,5 ± 0,3 mm	Internal core		
Numbers of fiber 4		Attenuation @ 1550 nm 0,25 dB/Km									
Optical fiber Standard	TU-T G657.A1	Attenuation @ 1625 nm 0,35 dB/Km									

Cu=Copper; Pee=Gas Injected Physical Foam PE; Al/Pet/Al=Aluminum Polyester Aluminum tape; AlPet=Aluminum Polyester tape; Pet=Polyester tape; CuSn=Tinned copper; PVC=Poly-vinyl-Chloride; LSZH=Low Smoke Zero Halogen; PE=Polyethylene  
Compliant with CPR Regulation (EU 305/2011)



## LE CONFEZIONI

Interpretando la filosofia di soddisfare le specifiche necessità del singolo cliente, anche le confezioni si adeguano alle esigenze del mercato e delle singole richieste, producendosi in una vasta molteplicità di formati. Sono inoltre disponibili confezioni su richiesta, eventualmente caratterizzate col marchio del cliente.

## THE PACKAGING

Following our philosophy to satisfy the specific needs of each customer, even the packaging is adapted to the market needs and individual requests: we have a wide variety of formats, in addition to packaging available upon request, also with the customer's logo if needed.



Prodotti conformi al Regolamento CPR (UE 305/2011)  
Compliant with CPR Regulation (EU 305/2011)